

OMNITRACS TAX MANAGER 1.4 NEW FEATURES & ENHANCEMENTS

Overview

Omnitracs Tax Manager 1.4 will be released on August 3, 2020 and will contain the following new features and enhancements.

New Features and Enhancements

Oregon and New Mexico Weight Mile Tax

Users can now create a tax filing for Oregon and New Mexico Weight Mile Tax (HUT).

Note: For Omnitracs Tax Manager to accurately calculate fuel taxes, you must create a tax account and assign vehicles to the account, as well as creating vehicles with accurate information.

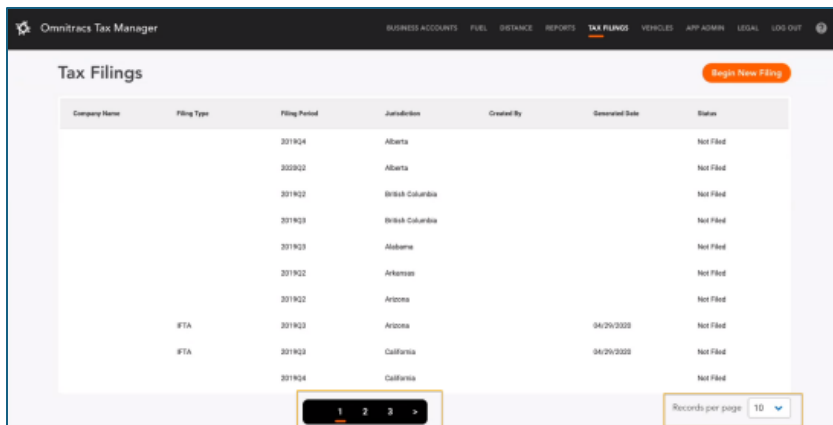
New Pagination Display

Several of the screens in Tax Manager now allow you to choose the number of items displayed in a single page.

You choose the number of items displayed per page, simply click the Records per Page arrow and choose the proper option.

The following pages had the new pagination added:

- Fuel
- Vehicle
- Distance
- Tax Filing




The screenshot shows the 'Tax Filings' screen in Omnitracs Tax Manager. At the top, there is a navigation bar with links: BUSINESS ACCOUNTS, FUEL, DISTANCE, REPORTS, TAX FILINGS (highlighted), VEHICLES, APP ADMIN, LEGAL, and LOG OUT. Below the navigation bar, the 'Tax Filings' title is displayed next to a 'Begin New Filing' button. The main content area contains a table with the following columns: Company Name, Filing Type, Filing Period, Jurisdiction, Created By, Generated Date, and Status. The table lists several filings for different jurisdictions including Alberta, British Columbia, Alabama, Arkansas, Arizona, and California. At the bottom of the table, there is a pagination control showing '1 2 3 >' and a 'Records per page' dropdown menu set to '10'.

Company Name	Filing Type	Filing Period	Jurisdiction	Created By	Generated Date	Status
		2019Q4	Alberta			Not Filed
		2020Q2	Alberta			Not Filed
		2019Q2	British Columbia			Not Filed
		2019Q3	British Columbia			Not Filed
		2019Q3	Alabama			Not Filed
		2019Q2	Arkansas			Not Filed
		2019Q2	Arizona			Not Filed
ETA		2019Q3	Arizona		04/29/2020	Not Filed
ETA		2019Q3	California		04/29/2020	Not Filed
		2019Q4	California			Not Filed

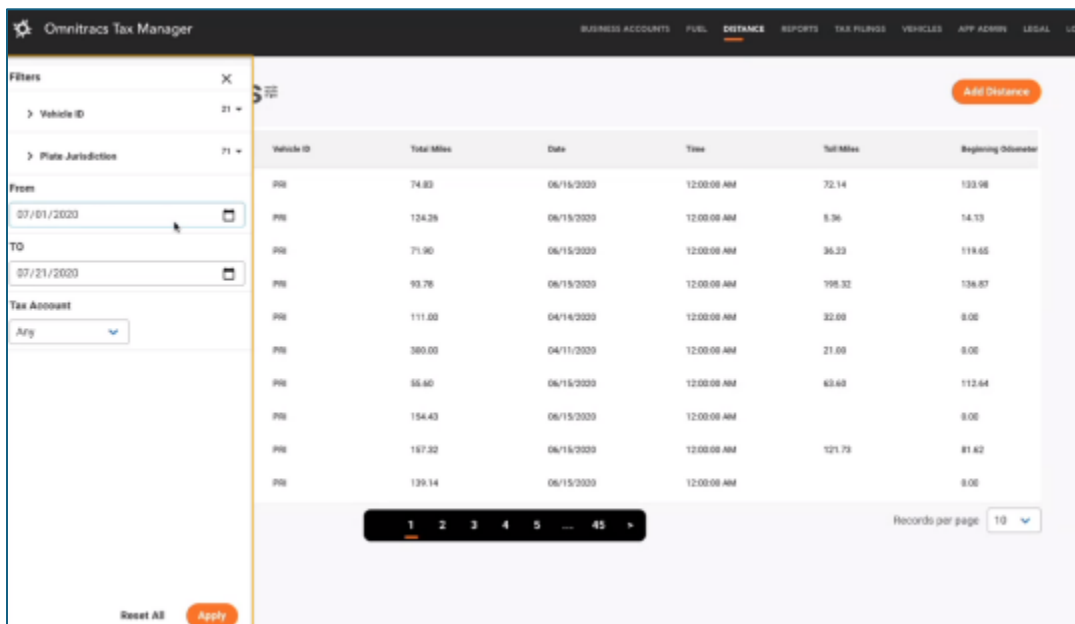
Filtering Pages

To help limit the number of items displayed to only the ones you are interested in, you can now filter some lists in Tax Manager.

To filter a list, click the Filter icon (); a panel opens showing the filter criteria.

Choose the proper criteria; items that meet at least one of the selected criteria will be displayed in the list. The following pages have added filtering:

- Distances
- Vehicles
- Fuel



The screenshot shows the Omnitracs Tax Manager interface. On the left is a 'Filters' panel with the following options:

- Vehicle ID:** 21
- Plate Jurisdiction:** 71
- From:** 07/01/2020
- TO:** 07/21/2020
- Tax Account:** Arg

At the bottom of the filter panel are 'Reset All' and 'Apply' buttons. The main area displays a table of vehicle distances:

Vehicle ID	Total Miles	Date	Time	Tot Miles	Beginning Odometer
PR	74.83	06/16/2020	12:00:00 AM	72.14	133.98
PR	124.26	06/15/2020	12:00:00 AM	5.36	14.33
PR	71.90	06/15/2020	12:00:00 AM	36.33	119.65
PR	93.78	06/15/2020	12:00:00 AM	196.32	136.87
PR	111.00	04/14/2020	12:00:00 AM	32.00	9.00
PR	380.00	04/11/2020	12:00:00 AM	21.00	9.00
PR	65.60	06/15/2020	12:00:00 AM	63.60	112.64
PR	154.43	06/15/2020	12:00:00 AM		9.00
PR	167.32	06/16/2020	12:00:00 AM	121.73	81.62
PR	139.14	06/15/2020	12:00:00 AM		9.00

At the bottom of the table is a pagination bar showing '1 2 3 4 5 ... 45' and a 'Records per page' dropdown set to '10'.

Software Corrections

The following software corrections are in the 4.1 release.

Items	Release Notes	Component
TM-2140	We have rectified an issue that may have resulted in the tax rate not calculating for Indiana.	Tax Filing
TM-2161	There was an issue that was causing tax account creation to fail for Prince Edward Island. This has been corrected.	Tax Account
TM-2159	You can no longer choose the weight measurement on the Vehicles screen; vehicle weights should always be entered as pounds (LBS); labels have been added to the Vehicle screen to remind users.	Vehicles
TM-2090	There was an issue preventing fuel receipts from automatically being applied to the proper vehicle, if the vehicle was manually entered. This has been corrected.	Fuel Receipts
TM-2089	The vehicle was not being displayed on the fuel receipt. This has been corrected and the vehicle ID is now displayed.	Fuel Receipts
TM-2194	There was an issue with VIN numbers that was preventing vehicles from being able to be saved. This has been corrected.	Vehicles
TM-2087	We have rectified an issue that may have resulted in incorrect weight calculations for New York. This has been corrected.	Tax Filing
TM-2210	There was an issue that was allowing non-IFTA reportable vehicles to be selected when creating a tax account. This has been corrected.	Tax Account
TM-2203	There was an issue preventing customers from loading large fuel files. The maximum file size has been increased to 8 MB, which should accommodate most files.	Fuel Receipts
TM-2177	There was an issue that was preventing Comdata Fuel files that contained letters in the Comdata Card Number. This has been corrected and letters in the column will no longer cause the import to fail.	Fuel Receipts
TM-2176	There was an issue that was preventing TChek fuel files that contained rows with empty data from being uploaded. This has been corrected.	Fuel Receipts
TM-2220	We have rectified an issue that could prevent some customers from being able to complete a NY HUT tax filing. This has been corrected.	Tax Filings